

LANmark-OF UC PE

LANmark-OF UC 24x Multimode 50/125 OM2 PE Black

Nexans ref.: N162.191

UC optical fibre cables

- Outdoor in ducts or direct burial
- Corrugated steel tape armour
- Available in all fibres grades
- Provides full rodent protection

Description

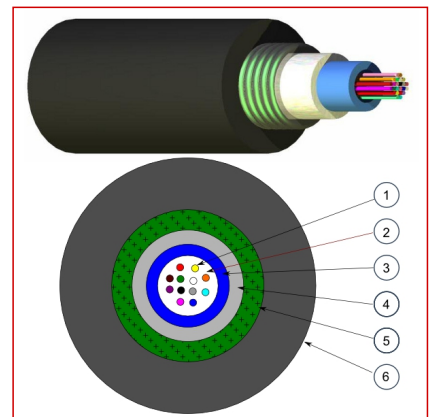
Description and Application

The construction is suitable for use outdoor in ducts and for direct burial. It consists of a corrugated steel tape armouring providing full rodent protection. It is surrounded by glass yarns. The cable has a HDPE outer jacket. The loose tube design has a capacity of up to 24 fibres. Diameter of the fibres is 250 μm . Termination of these fibres is done with splicing of pigtails. The cable is watertight due to the gel in the loose tube and the watertight glass yarns.

Construction

Legend accompanying the cross section drawing:

1. Optical fibres (250 μm)
2. Gel
3. Loose tube
4. Reinforced watertight glass yarns
5. Corrugated steel tape armour
6. PE outer jacket with UV resistant additive



LANmark-OF

Standards

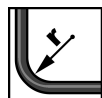
International ISO/IEC 11801

Characteristics

- Outdoor cable for installation in a duct or direct burial
- Designed for termination by splicing
- Central loose tube design
- Corrugated steel protection
- Waterproof structure, rodent resistant and UV-resistant
- Available in all fibre grades
- Available from 4-24 fibres



Mechanical resistance to impacts
100 impacts of 3 N.m



static bending rad.
140 mm



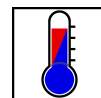
Storage temperature, range
-30 .. 60 °C



Operating temp. range
-20 .. 60 °C



Min. dynamic operating bending rad.
200.0 mm



Ambient installation T°C range
0 .. 40 °C

LANmark-OF UC PE

LANmark-OF UC 24x Multimode 50/125 OM2 PE Black

Nexans ref.: N162.191

Characteristics

Construction characteristics	
Fiber optic type	OM2 50/125
Dimensional characteristics	
Number of optical fibres	24
Nominal outer diameter	9.5 mm
Approximate weight	100 kg/km
Mechanical characteristics	
Mechanical resistance to impacts	100 impacts of 3 N.m
Crush resistance (IEC 60794-1-E3)	300 N/cm
Maximum operating pulling force	450 N
Maximum pulling force (IEC 60794-1-2-E1)	1500 N
Usage characteristics	
Minimum static operating bending radius	140 mm
Storage temperature, range	-30 .. 60 °C
Operating temperature, range	-20 .. 60 °C
Minimum dynamic operating bending radius	200.0 mm
Ambient installation temperature, range	0 .. 40 °C